STANDARD JAW PULLER (2/3 JAWS)

	Output (Tons)	Reach (mm)	Spread (mm)	Stroke (mm)	Weight (Kg)
K-6sd	4 Tons	165	30-200/260	55-105	7.2
K-6in	6 Tons	165	30-200/260	82-130	7.5
K-6inL	6 Tons	195	30-200/300	82-180	8.1
K-6inB	6 Tons	165/195	30-200/300	82-180	9.5
K-8in	8 Tons	210	30-250/355	82-160	8.6
K-8inL	8 Tons	240	30-300/380	82-240	9.7
K-8inB	8 Tons	210/240	30-300/380	82-240	11.7
K-10in	15 Tons	240	50-280/380	82-180	11.7
K-10inL	15 Tons	320	50-350/410	82-280	27.1
K-10inB	15 Tons	240/320	50-350/410	82-280	30.1

L - Long jaws, B-Long jaws & Short jaws

BEARING CUP PULLER

Model No.	Output (Tons)	Spread (mm)	Weight (Kg)
K-22	15 Tons	35/140	5.0
K-22-1	4 Tons	10/80	0.8
K-22-2	8 Tons	15/90	1.6
K-22-3	12 Tons	20/115	2.8
K-22-4	15 Tons	35/225	5.6
K-22-5	20 Tons	40/300	15.1

K-22 Series

COBRA JAW TYPE PULLER

Model No.	Output (Tons)	Reach (mm)	Spread (mm)	Stroke (mm)	Weight (Kg)
K-6in Extra	10 Tons	195	30-250/310	82-130	11.6
K-6inL Extra	10 Tons	250	30-280/340	82-180	16.7
K-6inB Extra	10 Tons	195/250	30-280/340	82-180	18.5
K-8 in Extra	12 Tons	240	30-300/370	82-160	9.5
K-8inL Extra	12 Tons	280	30-330/400	82-240	18.5
K-8inB Extra	12 Tons	240/280	30-330/400	82-240	20.1
K-11 in	20 Tons	275	50-360/430	82-180	23.7
K-11inL	20 Tons	330	50-380/450	82-280	28.2
K-11inB	20 Tons	275/330	50-380/450	82-280	46.3
K-12in	25 Tons	315	50-410/480	110-220	35.6
K-12inL	25 Tons	380	50-440/540	110-330	37.8
K-12inB	25 Tons	315/380	50-440/540	110-330	46.3
K-15in	30 Tons	405	100-540/610	110-260	50.0

L - Long jaws, B-Long jaws & Short jaws

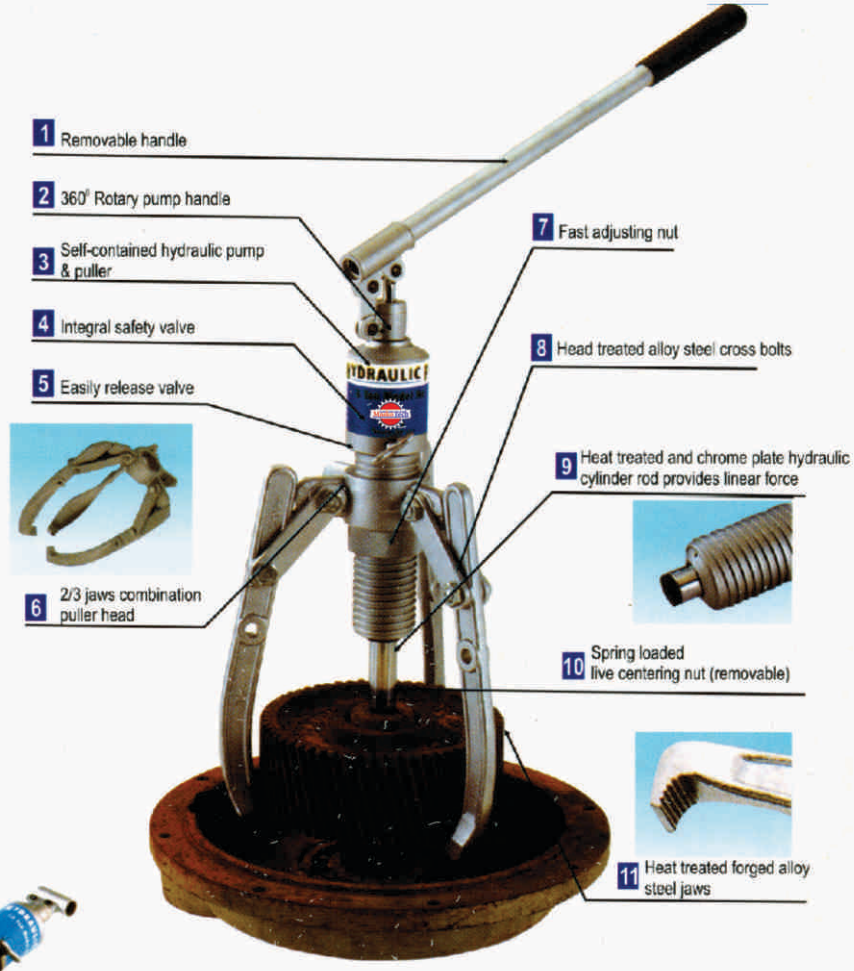

Inbuilt Hydraulic Puller

Seperatable Puller (2/3 Jaws)

Model Number	Output (Tons)	Reach (mm)	Spread (mm)	Stroke (mm)	Weight (Kg)
K-105	15 Tons	240	50-280/380	82-180	26
K-105L	15 Tons	320	50-350/410	82-280	22.15
K-105B	15 Tons	240/320	50-350/410	82-280	34.15
K-105 Extra	17.5 Tons	250	50-360/430	82-180	21.8
K-105L Extra	17.5 Tons	305	50-380/450	82-280	26.2
K-105B Extra	17.5 Tons	250/305	50-380/450	82-280	30.4
K-135	22.5 Tons	315	50-410/480	110-220	39.5
K-135L	22.5 Tons	380	50-440/540	110-330	46.8
K-135B	22.5 Tons	315/380	50-440/540	110-330	55.4
K-155	27.5 Tons	405	50-540/610	110-260	53.3
K-25in Extra	50 Tons	420/635	580-1000	125-425	151.4
K-25inS Extra	50 Tons	420	580-650	125-275	117.9
K-25inL Extra	50 Tons	635	700-1000	125-425	132.4

Bearing Puller

Model Number	Output (Tons)	Reach (mm)	Spread (mm)	Stroke (mm)	Weight (Kg)
K-605	6 Tons	190/300	90-235	82	14.3
K-805	8 Tons	245/300	90-235	82	15.3
K-605 Extra	10 Tons	190/300	90-235	82	14.3
K-805 Extra	12 Tons	245/300	90-235	82	15.3

Tri-Section Plates

Model	A (min) (mm)	A (max) (mm)	Weight (Kg)	Capacity (Tons)
K3-50	12	50	0.43	Below 4 Tons
K3-100	26	100	2.27	04 Tons - 12 Tons
K3-160	50	160	6.07	12 Tons - 20 Tons
K3-260	90	260	19.4	20 Tons - 30 Tons
K3-380	140	380	48.21	25 Tons - 50 Tons

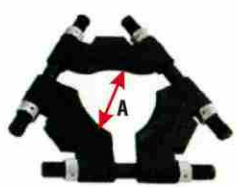

K-3 Series
Tri-Section Plates

K-3 Series

Capacity	Model	Reach (mm)	Spread (mm)	Stroke (mm)	Weight (kg)
6 Tons	K3-6in	165	30-200/260	82-130	75
8 Tons	K3-8in	210	30-300/380	82-160	18.5
15 Tons	K3-10in	240	50-280/380	82-180	20.2
10 Tons	K3-6in Extra	195	30-250/310	82-130	14.3
12 Tons	K3-8in Extra	240	30-300/370	82-160	23
20 Tons	K3-11in	275	50-360/430	82-180	24.45

K3-6in, K3-8in, K-10in: Standard Jaws
K3-6in Extra, K3-8in Extra, K3-11in: Cobra Jaws

K-8 Series

Capacity	Model	Reach (mm)	Spread (mm)	Stroke (mm)	Weight (kg)
12 Tons	K8-270G	240	58-270	82	54.3
12 Tons	K8-270H	240	58-270	82	53.05

K8-270G: Direct type--inbuilt hydraulic spindle. No need of extra hand pump
K8-270H: Separate type–comes with separate hand pump for operation

Accessories

Capacity	Model	Reach (mm)	Spread (mm)	Stroke (mm)	Weight (kg)
6 Tons	K-66	190	90/120	82	6.1
10 Tons	K-77	190	90/120	82	6.8
8 Tons	K-88	245	90/120	82	6.12
12 Tons	K-99	245	90/120	82	6.4
15 Tons	K-99A	245	90/120	82	6.4

Hydraulic Puller Package

(6 - 8 - 10 - 12 - 15 - 20 Tons)

K-3 SERIES

Hydraulic Pusher/Puller

(12 Tons)

K-8 SERIES

Cylinder Oil Capacity

Cylinder Oil Capacity (in^3) = Cylinder Effective Area (in^2) x Cylinder Stroke (in)

Force

Force (ibs) = Hydraulic Working Pressure (psi) x Cylinder Effective Area (in^2)

Cylinder Plunger Travel

Cylinder Plunger Speed (sec/in) = $\frac{\text{Cylinder Effective Area } (in^2)}{\text{Pump Flow Rate } (in^3/min)} \times \frac{60 \text{ sec}}{1}$

Temperature

To Convert ^0F to ^0C :
$T^{0c} = (T^{0f}-32)/1.8$
Ton Convert ^0C to ^0F :
$T^{0f} = (T^{0c} \times 1.8)+32$

Weight

1 pound (lb)	=	0.4536 kg
1 kg	=	2.205 lbs
1 metric ton	=	2,205 lbs
1 ton (short)	=	2,000 lbs
1 ton (short)	=	907.18 kg
1 kN	=	0.102 ton

Torque

1 Nm	=	0.738 lbf.ft
1 lbf.ft	=	1.356 Nm
1 Nm	=	0.1019 kgf.m
1 kgf.m	=	9.81 Nm
1 Nm	=	10.19 kgf.m
1 kgf.cm	=	0.0981 Nm
1 lbf.ft	=	0.1382 kgf.m
1 kgf.m	=	7.2345 lbf.ft

Volume

1 in^3	=	16.387 cm^3
1 cm^3	=	0.061 in^3
1 liter	=	61.02 in^3
1 liter	=	0.264 gal
1 US gal	=	3,785 cm^3
	=	3.785 l
	=	231 in^3

Pressure

1 psi	=	0.069 bar
1 bar	=	14.50 psi
1 kPa	=	0.145 psi

Circle

Area= $\pi \times r^2$
Sector = 1/2r x length of arc
Circumference = π x d

Sphere

Circumference = 3.8978 x $\sqrt[3]{\text{volume}}$
Diameter = 1.2407 x $\sqrt[3]{\text{volume}}$
Diameter = .56419 x $\sqrt[2]{\text{surface}}$
Surface Area = C x d
Volume = 1/6 (surface area) x d

Cylinder of Prism

Volume = h x (area of the base)

Cone

Volume = 1/3 h x (area of the base)

Cube

Volume = l x w x h

Triangle

Area = ½ b x h

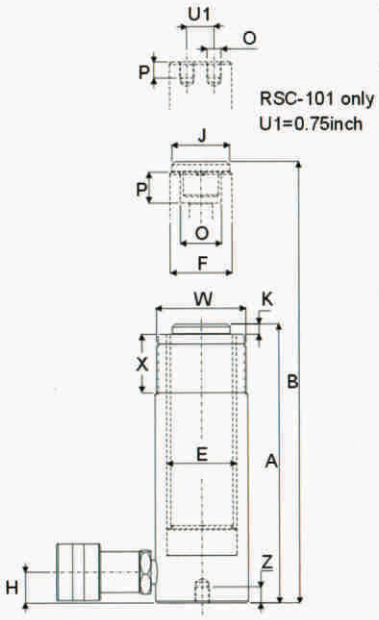

Technical details of **Jack**

A - Collapsed Height
B - Extended Height
D - Outside Dia.
E - Cylinder Bore Dia.
F - Plunger Dia.
H - Base to Adv. Port
J - Saddle Dia.
K - Saddle Protrusion
O - Plunger internal thread
P - Plunger Thread Length
U - Bolt Circle
V - Thread
W- Collar thread
X - Collar Thread Length
Z - Thread Depth
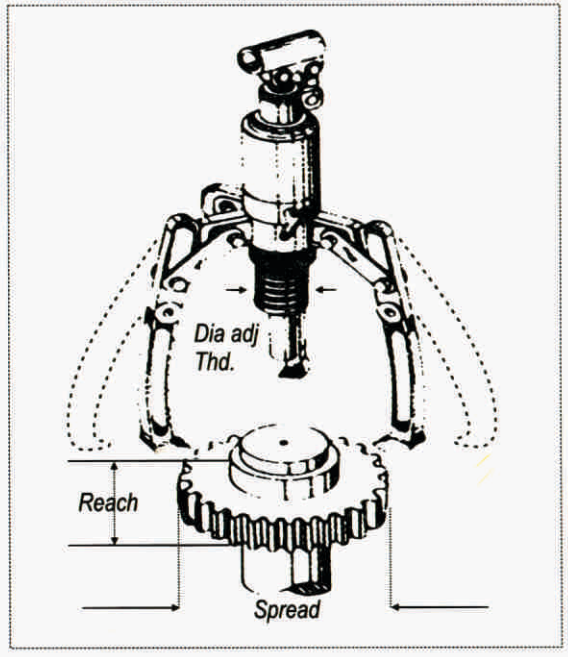
Technical details of **Puller**